



DCH-24

Maintenance Manual



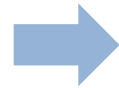
YANGSAN MACHINERY



DCH-24_Disassembly



1)제품 확인



2)SNAP RING 분해



3)O-RING 분해



4)EXHAUST DEFLECTOR 분해



5)SPRING 분해



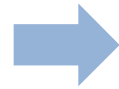
6)STEEL BALL 분해



DCH-24_Disassembly



7)HANDLE BODY 분해



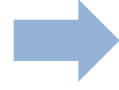
8)DEFLECTOR, HANDLE BODY
분해 모습




9)CYLINDER ASSY 분해



10)SPRING 분해



11)SPRING 분해



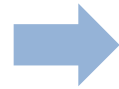
12)FLUG 분해



DCH-24_Disassembly



13)PISTON 분해



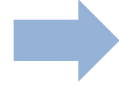
14)전체 분해 모습



15)PISTON 조립



16)PLUG 조립



17)SPRING 조립



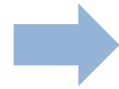
18)SPRING 조립



DCH-24_Disassembly



19)CYLINDER ASSY 조립



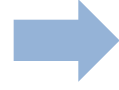
20)HANDLE BODY 조립



21)STEEL BALL 조립



22)SPRING 조립



23)EXHAUST DEFECTOR 조립



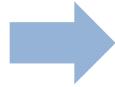
24)O-RING 조립



DCH-24_Disassembly



25)SNAP RING 조립



26)TEST