



DAG-4SX

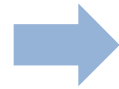
Maintenance Manual



DAG-4SX_Disassembly



1) 제품 확인



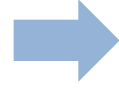
2) WHEEL GUARD 분해



3) WHEEL NUT FLANGE 분해



4) WHEEL HOLDER FLANGE 분해



5) HANDLE BODY 분해



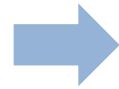
6) MOTOR MODULE 분해




DAG-4SX_Disassembly



7) CASING FRONT COVER 분해




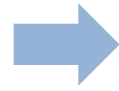
8) MODULE 분해 모습



9) DRIVING GEAR 분해



10) DRIVNIG GEAR 분해 모습



11) CYLINDER, FRONT PLATE 분해



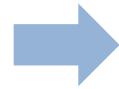
12) MOTOR MODULE 분해 모습



DAG-4SX_Disassembly



13) REAR PLATE 분해



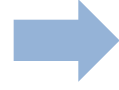
14) MOTOR MODULE 분해 모습



15) FRONT PLATE BEARING(629ZZ) 분해



16) REAR PLATE BEARING(629ZZ) 분해



17) MOTOR MODULE 전체 분해 모습




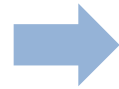
18) SNAP RING 분해



DAG-4SX_Disassembly



19) SPINDLE BEARING(6203ZZ)
분해



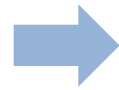
20) DRIVEN GEAR 분해



21) SPINDLE DODULE 분해 모습



22) HANDLE BODY MODULE 분
해



23) HANLDE BODY MODULE 분
해 모습



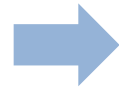
24) 전체 분해 모습



DAG-4SX_Disassembly



25) REAR PLATE 조립



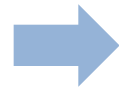
26) REAR PLATE, ROTOR 간격 조정



27) CYLINDER, FRONT PALTE, BEARING(629ZZ) 조립



28) SPACER, KEY, DRIVING GEAR 조립



29) MOTOR MODULE 조립



30) HANDLE BODY MODULE 조립
31) TEST